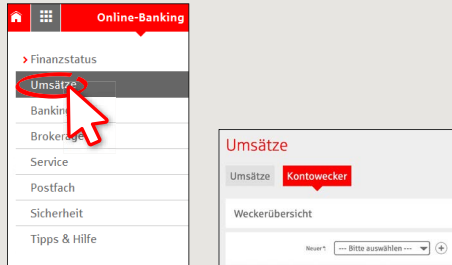
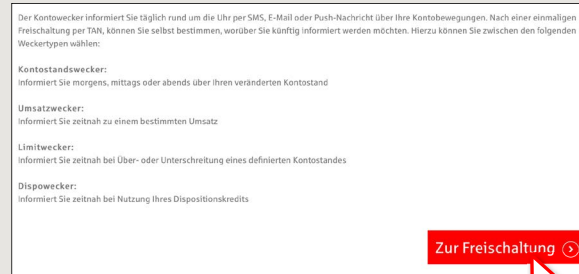


Account alarm: Configure in just a few steps

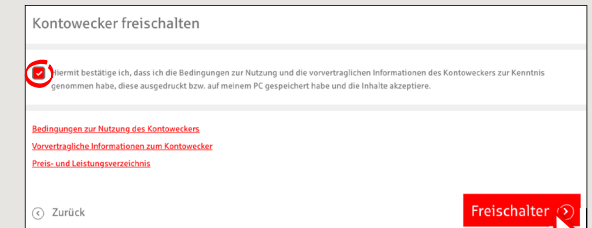
1 Log on to online banking. The alarm option is available under “online banking” → turnover (“Umsätze”).



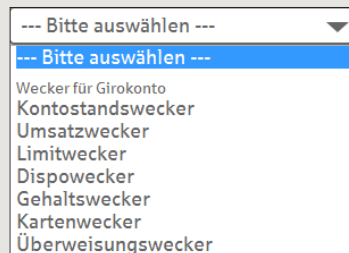
2 For initial configuration, you must enable the account alarm option. Tap enable (“Zur Freischaltung”).



3 Use the checkbox to confirm you have read the legal information and documents. Tap enable (“Freischalten”) and confirm activation by entering your TAN.



4 These account alarms are available:

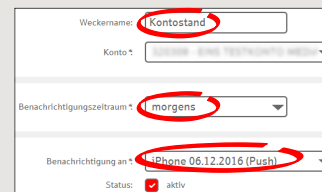


To configure a new alarm, select an alarm type from the list and click on “+”.

5a How to set an account balance alarm: Enter a name for the alarm. Select the account for which you wish to set an alarm and enter a notification period.

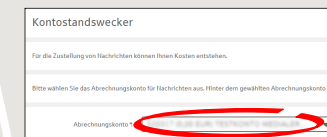
Select an existing email address or push notification* using **Notification to (“Benachrichtigung an”)**. If you wish to create a new recipient address (email or push notification), tap “+”.

If you have just created the required recipient address or if it already exists, select it from the list and tap **Next (“Weiter”)**.

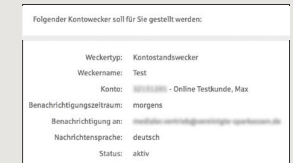


*Push notification: A message that is sent to you via the Sparkassen app.

5b Select an account for the notifications.



5c Check the details and activate the account alarm by tapping **Set alarm (“Wecker stellen”)**.



DO YOU HAVE ANY QUESTIONS? WE WILL BE HAPPY TO HELP YOU.

Central service call number: You can contact us under 0361 545 5000
Mon – Thu from 8 am – 7 pm and Fri from 8 am – 6 pm.

DARÜBER HINAUS ERREICHEN SIE UNS UNTER:

Direkt-Beratung
Video chat: www.spkmt.de/dbc

Online banking support for private customers
Phone: 0361 545 5003

Available: Mon – Thu from 8 am – 7 pm and Fri from 8 am – 6 pm.

Account alarm: Configure in just a few steps

6 How to set an turnover alarm:
Select **turnover alarm** (“Umsatzwecker”) from the list. Enter a name for the alarm and the required details. Follow steps 5a to 5c.

7 How to set a limit alarm:
Select **limit alarm** (“Limitwecker”) from the list (see step 4). Enter a name for the limit alarm and the required details. Follow steps 5a to 5c.

8 The alarm overview (Weckerübersicht) allows you to edit and delete your alarms as required.

Konto MAX ONLINE TESTKUNDE - Online Testkunde, Max			
Name	Typ	Adresse	Status
umsatz	Umsatzwecker	https://www.sparkasse.de	Nicht aktiv
Gehalt	Umsatzwecker	*****0744	aktiv
Dispo	Limitwecker	https://www.sparkasse.de	aktiv

⏪ Zurück
🖨 Druckansicht

   **View details**
   **Edit**
   **Delete**



DO YOU HAVE ANY QUESTIONS? WE WILL BE HAPPY TO HELP YOU.

Central service call number: You can contact us under 0361 545 5000
Mon – Thu from 8 am – 7 pm and Fri from 8 am – 6 pm.

DARÜBER HINAUS ERREICHEN SIE UNS UNTER:

Direkt-Beratung
Video chat: www.spkmt.de/dbc

Online banking support for private customers
Phone: 0361 545 5003
Available: Mon – Thu from 8 am – 7 pm and Fri from 8 am – 6 pm.